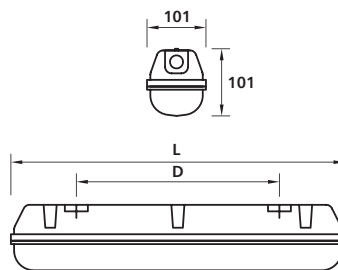


# ALHAMA LED-M

## MATERIAL

Housing: Polycarbonate (RAL 7035)  
 Diffuser: Semiopal polycarbonate (PC)  
 Gear tray: White laquered steel plate  
 Clips: Plastic - not removable  
 Gasket: Polyurethane, poured in one piece - hermetically sealed in the factory  
 Fast connector: 3-pole WIELAND, plug included



## LED-SYSTEM & CONTROL GEAR

LED module SAMSUNG  
 Mid-power LEDs  
 4,000°K neutral white  
 50,000h product life [L70]  
 Ra > 80  
 Electronic LED driver

## PRODUCT OPTIONS

- Semiopal PMMA diffuser
- Through wiring 3x1.5mm<sup>2</sup>; 3x2.5mm<sup>2</sup>
- Housing in different colours
- Presence sensor
- Dimmable driver DALI

## ACCESSORIES (must be ordered separately)

- Steel wire 2m with hook and fastener (10103049)
- Power supply: 700mA  
 Rated voltage: 220-240V  
 Frequency: 0/50-60Hz  
 Ta: -5° to 35°C

## MOUNTING ACCESSORIES

Fixing brackets and suspension triangle included.

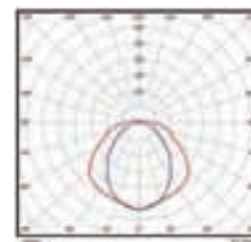
## TECHNICAL FEATURES

| Description           | Consumption | Efficiency | Luminous Flux | LOR |
|-----------------------|-------------|------------|---------------|-----|
| ALHAMA LED-M 1x0.6 PC | 21 W        | 95 lm/W    | 2,000 lm      | 90  |
| ALHAMA LED-M 1x1.2 PC | 36 W        | 111 lm/W   | 4,000 lm      | 90  |
| ALHAMA LED-M 1x1.5 PC | 44 W        | 114 lm/W   | 5,020 lm      | 91  |


| Description           | Code     | L    | D    |                |              |     |            |
|-----------------------|----------|------|------|----------------|--------------|-----|------------|
|                       |          |      |      | L x W x H (mm) |              | KG  | EuroPallet |
| ALHAMA LED-M 1x0.6 PC | 10116088 | 660  | 390  | 1              | 670x105x105  | 1.2 | 270        |
| ALHAMA LED-M 1x1.2 PC | 10116089 | 1277 | 800  | 1              | 1278x105x105 | 1.8 | 135        |
| ALHAMA LED-M 1x1.5 PC | 10116090 | 1573 | 1100 | 1              | 1583x105x105 | 2.3 | 135        |

### LED lifetime as a function of the ambient temperature:


| Ta (°C) | Lifetime (h) |
|---------|--------------|
| 25      | 70,000       |
| 30      | 50,000       |
| 35      | 35,000       |
| 40      | 28,000       |



ALHAMA LED-M 1x0.6



ALHAMA LED-M 1x1.2



ALHAMA LED-M 1x1.5

